



Tally Charts

Complete the tally chart



Favourite Animal	Tally	Total
Cat		
Dog		
Fish		
Crocodile		
Cow		





Complete the tally chart.

Colour	Tally	Total
Red		
Blue		
Green		
Yellow		
White		






Write a story to go with the colour tally chart. What information could it be showing?

Now draw your own tally chart. What do you want it to be about?

Complete this pictogram

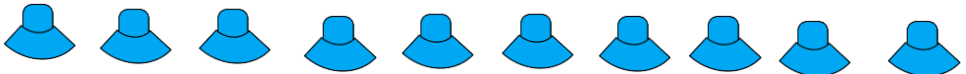

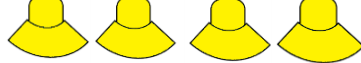

Hair Colour		Number
Ginger		6
Blonde		8
Brown		4
Black		5
Grey		4

Use this tally chart to create your own pictogram






Favourite Animal	Tally	Total
Cat		5
Dog		3
Fish		4
Crocodile		2
Cow		1

You will find some pictures on the last sheet to cut out

Use the Pictogram to answer questions.

Colour	
Blue	
Grey	
Yellow	
Green	

- What is the most popular colour hat?
- How many green and yellow hats were sold?
- What was the least popular hat colour?
- How many more blue hats were sold than green?
- How many hats were sold in total?

Minibeast	
Spider	
Worm	
Fly	
Woodlouse	

 = 1 minibeast

There are Spiders.

There are Worms and flies altogether.

..... is the difference between woodlice and worms.

Now write down some sentence of your own.

